

Revision Guide 2014

How to support your Child



Contents

Subject	Page Number
<i>Art & Design</i>	3
<i>Catering</i>	5
<i>Computing & IT</i>	7
<i>Drama</i>	11
<i>English</i>	13
<i>Food Technology</i>	16
<i>French and Spanish</i>	18
<i>Geography</i>	20
<i>History</i>	21
<i>Maths</i>	23
<i>PE</i>	24
<i>Photography</i>	25
<i>Product Design</i>	27
<i>Religious Studies</i>	29
<i>Science</i>	30
<i>GCSE Exam Dates</i>	32

Art & Design



How is the GCSE in Art & Design assessed?

The GCSE in Art & Design is made up of 2 units :

Coursework = 60% of Final Grade

Practical Exam = 40% of Final Grade

Each unit is assessed within four assessment objectives

AO1 – Develop Ideas and investigate Artists

AO2 – Experiment with materials and Techniques and refine ideas

AO3 – Record ideas and observations for a final piece

AO4 – Create a final piece of work

At Redruth school we run the GCSE course in Art & Design offered by the AQA Exam Board

www.AQA.org.uk

When is the Exam?

The Exam unit starts in January of year 11 and is completed with a 10 hour practical exam (normally spread over two days) during which time students complete a finished piece of Artwork in their chosen medium.

In January Students will receive an exam paper that contains 7 possible starting points for their exam unit.

Extra support sessions

Students are invited to attend the KS4 Art & Design after school club on Wednesdays 3pm – 4pm. Students can also work in their Art rooms at Lunchtimes and most evenings after school until 4pm.

Art and Design Staff

Mrs L Spencer – Head of Visual Arts

lspencer@redruth.cornwall.sch.uk

Miss K Banks

kbanks@redruth.cornwall.sch.uk

Mrs T Mackellar

tmackellar@redruth.cornwall.sch.uk

The Art & Design teachers can be contacted via their school E mail address and via the school phone number.

Useful Websites:

www.bbc.co.uk/bitesize/gcse/art


www.lightboxresource.co.uk

www.studentartguide.com

www.googleartproject.com

Top Tips for a successful exam unit:

- Students will be set regular homework, please encourage your child to complete this work by the set deadline. The homework is often research work in preparation for the next practical session in the classroom or will be an extension of work completed at school.
- Encourage your child to look at a wide variety of Artists and Designers to inspire their work.
- Visits to local galleries such as the Tate St Ives, the Exchange and Newlyn Galleries in Penzance, The Falmouth Art Gallery and the Royal Cornwall Museum in Truro.
- Provide a space at home where work can be laid out and worked on.
- Encourage your Child to create a diary / checklist of the tasks that need to be completed.
- Encourage them to communicate with their Teacher their ideas and any concerns they have.
- The school will supply most of the materials and resources, but your child may want to use other materials. The Best places to purchase these are Jims Cash and Carry (Redruth) The Range (Truro) and Trago Mills (Falmouth / Liskeard).



CATERING

Thank you for giving the Food Tech/Catering Department your time, help and support. Parental help is vital and your input will greatly benefit your child so that together, we can make a considerable difference to your child's education and inevitably a successful end result at GCSE. Your child will be taught by Mrs J Brian and/or Mr T Greet.

At Redruth School we follow the WJEC GCSE Single Award in Catering. This is a full GCSE with grades from A* - G.

The exam board specification can be seen on:
<http://www.WJEC/GCSE/Catering>

GCSE Catering is heavily weighted towards practical work.

There are two practical tasks – one completed in the summer term of year 10 and the other in the spring of year 11.

Each task is accompanied with a short project. This includes an element of research, menu choice and reasons for choice, time plan and evaluation.

Year 10 assessment – Dairy produce; prepare cook and serve 2 savoury uses of dairy produce and 2 sweet uses of dairy produce in cookery.

Year 11 assessment – 2 course meal suitable for a healthy school dinner menu.

At this stage of the year your child has:

- completed all aspects of the year 10 assessment.
- completed the year 11 project.
- is currently choosing and practising dishes for the practical exam

Key dates:

16/1/14	Catering Planning Exam
11 to 14/2/14	Catering Practical Exams
26/3/14	Deadline for all written work
4/6/14	Catering formal written Exam

Extra revision/catch up sessions:

Wednesday/Thursday after school 3 to 4 30pm Room 13 & 14
Thursday lunchtimes

There are many ways you can help your child be successful in this subject:

- Try to let your child have a quiet space in which to concentrate on their learning.
- Learning is more successful if planned in short chunks eg 15 – 20 mins at a time.
- Talk to you child about recipe ideas/how to cook foods/how to present food neatly using garnishes or decoration.
- Encourage your child to practice practical skills at home – this may be simple tasks eg preparing carrots/potatoes, to more difficult tasks eg sauce making/piping/preparing a meal.
- When doing practical tasks at home encourage your child to work methodically and neatly eg clearing up as they go along.
- Encourage your child to wash up correctly – hygiene forms a vital part of the practical exam.
- If at all possible, it would benefit your child if they could practice their chosen dishes for the exam at home as well as at school. This has proven to be invaluable in the candidate gaining confidence, working with care and being aware of timings during the practical exam.
- To help reinforce theory for the written exam, your child could use post-it notes around the house with key words/make mind maps which link ideas together – particularly useful when revising about pastry/sauces/use of eggs in cookery.
- Make flash cards with Catering terminology.
- Use colour to highlight important words to learn, e.g. if your child does not know the meaning of a term colour the term red, if your child is unsure of a term, colour it orange, if your child is completely sure of a term, colour it green. Therefore before the written exam your child can focus on learning the amber and red.
- Encourage your child to come to the revision/catch up lessons offered. This will be particularly useful after Easter.
- Encourage your child to come and talk to their teacher if they are concerned or are not sure what to do, we are very patient people!

Thank you so much for your support. Should you wish further clarification on any of the above please do not hesitate to contact; Mrs Brian, Redruth School and I will be very pleased to help.

COMPUTER STUDIES & IT

OCR Computing Resources

Books – OCR Computing for GCSE
Hodder Education – ISBN 1-4441-7779-4

<http://www.bbcbasic.co.uk/bbcwin/tutorial/>
http://www.teach-ict.com/gcse_computing/ocr/GCSE_A451_topics.html

Exam Board

OCR Computing
J275

Exam information

Computer systems and programming 12th June, Thursday pm

Controlled assessments

A452 Programming Project – Programming Techniques (Winter Term 13-14)
A 452 Practical investigation (Spring Term 14)

Topic areas

Exam – A451 (June 14)

- 2.1.1: Fundamentals of computer systems
- 2.1.2: Computing hardware
- 2.1.3: Software
- 2.1.4: Representation of data in computer systems
- 2.1.5: Databases
- 2.1.6: Computer communications and networking
- 2.1.7: Programming

Suggested self help

- Create a definition directory
- Practise past paper questions
- Use quizzes on teach-ICT online – KS4 Computing Topics
- Follow the BBC basic online tutorial at home (free)
- Go to intervention if needed or requested
- Create A3 maps of topic areas
- Listen to the news and pick out IT related issues

BCS

Resources

Book - Book – GCSE Business and Communication Systems
(Available to loan from school)

http://www.teach-ict.com/gcse_new/gcse_ict_home.html

Exam Board

AQA GCSE business subjects and economics

Exam information

AQA Business and Communication Systems Unit 8 & 9 – 18th June pm.

Controlled assessments

Unit 10 – Investigating a Business (Jan 14)

In class controlled assessment case study to be issued before Xmas

Topic Areas

Unit 8 - ICT Systems in Business

- 1.1.1.1 The Business Environment
- 2.1 Human Resources
- 3.1 Communication

Unit 9 – Using Information in Business

- 1.1 Selection and Use of Appropriate Software for Business Purposes
- 1.2 Using Appropriate Software: Word Processing
- 1.3 Using Appropriate Software: Spread sheets
- 1.4 Using Appropriate Software: Databases
- 1.5 Using Appropriate Software: Graphics
- 1.6 Using Appropriate Software: Presentation Software
- 1.7 Using Appropriate Software: Web Authoring

Suggested self help

- Create a definition directory
- Practise past paper questions
- Use quizzes on teach-ICT online – KS4 ICT
- Go to intervention if needed or requested
- Create A3 maps of topic areas
- Listen to the news and pick out IT related issues
- Database and website skills review and ask for support if needed

Cambridge Nationals

Resources

Book – OCR Cambridge Nationals in ICT
Hodder Education – ISBN 978-4441-7653-7

<http://learnict.it/ocr/cambridge-nationals/unit-1-cambridge-nationals-revision-help/>

<http://yacapaca.com/teacher/assignment/new/step3/subject/1/0/13026/>

Helpful booklet available on Show my Homework – can be saved at home.

Exam Board

Cambridge National certificate in IT J810 – Summer 14

Coursework Units – To be completed in class

Topic Areas

LO1: Understand how ICT can be used to meet business needs

- 1 Introduction to computer systems
- 2 System input and output devices
- 3 System software
- 4 Application software
- 5 Storage and connectivity
- 6 Assistive technologies

LO2: Know how to work with information and data to meet specified business needs

- 1 Data-capture methods. - Factors that affect choice of data-capture method
- 2 Designing data-capture forms
- 3 File formats for storing data
- 4 Data validation methods
- 5 Data storage technologies
6. Data transferral methods
- 7 Speed and optimisation considerations when transferring data
- 8 Back-up and recovery systems

LO3: Know how ICT can be used to support business working practices

- 1 Business communication using telephones, SMS, IM, email, chat rooms, forums, bulletin boards, VoIP, video-conferencing, webcams, blogs, social networking
- 2 How diary management software can be used to organise work schedules.
- 3 How documents can be created collaboratively

LO4: Understand how legal, ethical, safety and security issues affect how computers should be used

- 1 The moral and ethical issues affecting business computer users
- 2 The implications and consequences for organisations of data loss, corruption or theft
- 3 Threats to security and how to deal with them
- 4 Using automatic and manual updating facilities for operating systems and security software

Suggested Self help

- Subject mapping.
- Key words.
- Past paper and practise questions.
- Watch out for IT news.
- Attend classes or catch up where necessary.
- Look at the websites provided as there are useful revision exercises.

Resources

“Essential ICT” by Stephen Doyle, already issued
Past Papers and answer sheets

Exam Board

AQA GCE in Information Technology (AS)

INFO1 - **The Use of ICT in the Digital World (50%)**

INFO2 - **Practical Problem Solving in the Digital World (50%)**

Topic Areas

- Health & Safety in relation to the use of ICT systems.
- Analysis.
- Design of Solutions.
- Selection & use of input devices & media.
- Selection & use of storage requirements.
- Selection & use of output methods.
- Factors affecting the use of ICT.
- The consequences of the use of ICT.
- Selection & use of appropriate software (1).
- Selection & use of appropriate software (2).
- Implementation of ICT solutions.
- Evaluation of solutions.
- ICT Systems & their Components.
- Data & Information.
- People & ICT Systems
- Transfer of Data in ICT systems.
- Safety & Security of Data in ICT systems.
- Backup & Recovery.
- What ICT can provide.
- Factors affecting the use of ICT.
- The consequences of the use of ICT.

DRAMA

How is the GCSE year assessed?

The exam board for drama is Edexcel. The exam has three units:

Autumn Term 1

Unit 1- Improvisation 30% Internally examined

- 1 day practical
- 6 hours of controlled assessments 2000 words

Autumn Term 2

Unit 2 – Exploring Text 30% internally examined

- 5 hour practical exam across lesson time
- 5 hours or controlled assessments 1000 words
- Live theatre review 2000 words

Spring Term 2

Unit 3 – Performance 40% externally assessed

- Performance only no written
- Rehearsals begin early December and exam is taken in March

Useful Websites:

www.edexcel.com

www.theatreroyal.com

www.hallforcornwall.org

Extra rehearsal sessions:

Unit 3 – After school and lunch time rehearsals.

There will be a booking system for the two spaces which groups can independently sign up for, this is not compulsory but strongly advised.

If groups fail to turn up when booked into a space they will lose the privilege to book again.

The principal teachers of drama GCSE:

Mrs McGovern (maternity cover will be taking over and teaching unit 3)

Miss Mottart

Miss Cracknell

Top tips for a successful year:

- Attendance - Students will be marked individually but will be working and performing as a group. Please support and encourage them to turn up to lessons and rehearsals and fully commit.
Put rehearsal dates on post it's in a visible place in the house to remind them.
- Line learning – MOT for top tips.
- Hotseating your child about their role will help them to develop and deepen their understanding. Hotseating is a questioning technique that can draw out additional information about a character.
- Assist them with access to props or costume they may need for their performance – it doesn't have to be bought it could be made or borrowed (ask around).
- Take your child to the theatre – watching live theatre will benefit them in many ways. Exposure to professional actors, creative and imaginative ideas and it encourages your child to be aspirational.
- Ask them for feedback on lessons leading up to the exam, this will help them to clarify and consolidate their learning.
- Come and support your child in the spring and watch their final performance before the exam.

ENGLISH LANGUAGE

The 2 exams for English are **both one hour** long.
Your child will have to answer **all** questions on the examination paper.

Final exams: 3rd June

Language Paper 1: Studying Written Language

In this exam there will be questions to test your understanding of two non-fiction texts. These non-fiction texts could be fact-sheets, leaflets, letters, extracts from autobiographies, biographies, diaries, advertisements, reports, articles and digital and multi-modal texts of various kinds from newspapers and magazines, brochures and the internet.

1 HOUR WRITTEN PAPER (20%)

Types of question that will come up:

- 1) Locating & retrieving information
- 1) Impressions & images
- 1) Viewpoint & attitude
- 1) Intended audience
- 1) Analysis of persuasive techniques
- 1) Comparison of texts
- 1) Evaluation of texts

There are usually 4 questions, each worth 10 marks- sometimes, a question may be divided into sections.

Language Paper 2: Using Written Language- information and ideas

In this exam students will be tested on how well they can write non-fiction. There will be two equally weighted tasks (20 marks each). Students will have to show that they know how to write for a range of audiences and purposes, by using the appropriate style, form and language in, for example, letters, articles, leaflets and reviews etc. Organisation and technical accuracy are key in this exam.

1 HOUR WRITTEN PAPER (20%)

The 2 exams for English Literature are **both two hours** long.

Your child will have to select the relevant sections and questions to answer.

Final exam: 20th and 22nd May

ENGLISH LITERATURE

Literature paper 1: Different Cultures Prose and Contemporary Poetry

SECTION A: INDIVIDUAL TEXTS IN CONTEXT (21%)

Students will answer 2 questions about **their first set text**: one about a short extract and one about the novel as a whole.

SECTION B: COMPARITIVE STUDY (14%)

Students will answer 1 question about 2 UNSEEN poems.

2 HOUR WRITTEN PAPER (35%)

Literature paper 2: Literary Heritage Drama and Contemporary Prose- Individual Texts in Context

In this exam students will answer 2 questions about **their second set text (novel)** and 2 questions about their **third set text (play)** . One question will be about a short extract from the text and the other question will be about the text as a whole. 2

HOUR WRITTEN PAPER (40%)

Your child will need to revise all 3 texts thoroughly and make sure they can respond to questions about the characters, themes, language and style.

Possible texts:

Of Mice and Men, John Steinbeck; A View from the Bridge, Arthur Miller; Lord of the Flies, William Golding; A Christmas Carol, Charles Dickens; Pride and Prejudice, Jane Austin;

Helpful youtube Revision Clips:

Section A: Reading

http://www.youtube.com/watch?v=Ar_JEWoLORU

Section B: Writing

http://www.youtube.com/watch?v=fmC_FY6wfQo

<http://www.youtube.com/watch?v=l5twee0sueQ>

<http://www.youtube.com/watch?v=6lgLCFrpPuU>

<http://www.youtube.com/watch?v=uFaJPsMyi6A>

Literature:

<http://www.youtube.com/watch?v=zP8Oh5xTVdk>

Past Papers & Mark Schemes:

Make sure you choose the appropriate paper: higher or foundation.

<http://www.wjec.co.uk/index.php?subject=51&level=7&list=paper>

Online revision websites:

<http://www.bbc.co.uk/schools/gcsebitesize/>

<http://www.englishbiz.co.uk/>

Plus– their teacher will post revision resources on:

<https://redruth.showmyhomework.co.uk/teacher/homeworks/calendar>

Who to Contact:

Please feel free to ring or email any member of the English department at school if you have any queries, or wish to discuss anything suggested in this booklet in more depth.

ojermy@redruth.cornwall.sch.uk (Head of Faculty)
tcutts@redruth.cornwall.sch.uk (Assistant Head of Faculty)

cdavey@redruth.cornwall.sch.uk
ekieran@redruth.cornwall.sch.uk
fhosking@redruth.cornwall.sch.uk
foleary@redruth.cornwall.sch.uk
hendean@redruth.cornwall.sch.uk
ianoliver@redruth.cornwall.sch.uk
lcrabtree@redruth.cornwall.sch.uk
rbarratt@redruth.cornwall.sch.uk

FOOD TECHNOLOGY

Thank you for giving the Food Technology Department your time, help and support. Parental help is vital and your input will greatly benefit your child so that together, we can make a considerable difference to your child's education and inevitably a successful end result at GCSE. Your child is taught by Mrs J. Brian.

At Redruth School we follow GCSE WJEC Design Technology – Food Technology. This is a full GCSE with grades from A* - G. The exam specification can be viewed on:
<http://www.wjec.co.uk/designtechnology/gcse/foodtechnology>.

This is a most useful website and I would strongly encourage students and parents to access the resources. It includes numerous helpful hints on coursework/exemplar work and past exam papers.

The subject is assessed in 2 parts:

1. Coursework folder
2. Formal written exam

GCSE Food Technology is heavily weighted towards coursework. This is started in September of year 11 and is completed during the spring term of year 11. Coursework comprises of a 15 page workbook project which includes evidence of practical work. This takes the student through the design process - from conception to final evaluation of the product:

- Creating a client profile, research, product analysis, revised brief.
- Creating a specification.
- Sketching and annotating design ideas.
- Trialling ingredients, shapes, flavourings, toppings, nutrition.
- Producing a final original outcome.
- Considering HACCP and methods of production in industry.
- Evaluation and improvements.

Coursework is completed during lessons and is referred to as CAT – Controlled Assessment Task.

During lessons students are prepared and guided for each CAT sheet. Students are allowed to prepare work for CAT at home in their rough books - this forms much of the homework. Therefore, it would be most beneficial if you could encourage your child to complete their homework and perhaps discuss ideas or ways of expanding ideas.

Key dates:

28/3/14	Deadline for coursework hand-in
23/5/14	Formal written exam

Extra revision/catch up sessions:

Wednesdays after school 3pm to 4.30pm in Room 13.

Also, Thursday lunchtime.

There are many ways you can help your child be successful in this subject:

- Try to let your child have a quiet space in which to concentrate on their learning.
- Learning is more successful if planned in short chunks eg 15-20 mins at a time.
- Talk to your child about their work – recipes/methods/types of icing/ways of icing/ways of presenting their work.
- Encourage your child to practice practical skills at home. As this year's piece of coursework is on luxury cup cakes I would suggest to practise different types of sponge methods/cup cake fillings or hidden shapes/icing/modelling for toppings.
- To help reinforce theory each student has been given a Revision guide and Students workbook. The Students Workbook can be purchased for £1.50 should your child wish to keep the book.
- To help reinforce theory for the written exam, your child could use post-it notes around the house with key words/make mind maps which link ideas together – particularly useful when revising about eg pastry/sauces/use of eggs in cookery etc.
- Make flash cards with key points.
- Use colour to highlight important points eg if your child does not know the stages of making puff pastry colour the stages "red". If your child is unsure, colour the stage "orange". If your child is completely sure, colour it "green". Therefore, before the written exam your child can focus on learning the "orange" and "red" stages.
- Encourage your child to attend revision/catch up sessions.
- Encourage your child to come and talk to me if they are concerned or not sure what to do – I am very patient!

Thank you very much for your support. Should you wish further clarification on any of the above please do not hesitate to contact me – Mrs Brian, Redruth School and I will be very pleased to help.

FRENCH and SPANISH

Our textbooks for the GCSE course are Expo 4 in French and iMira! 4 in Spanish, which teach towards the exam through 10 topics:

- Self & family
- Freetime
- Where I live
- School
- Work
- Shopping
- Eating out
- Holidays & tourism
- Healthy living
- Environmental issues

How is the GCSE year assessed?

Students are assessed in 4 language skills areas and are required to produce:

- 2 written assignments (approx. 300 words each)
 - 2 speaking assessments, each lasting 4-6 minutes
- (one of each in autumn term and one of each in spring term)

Assessment of listening and reading take the form of exams at the end of the course.

French - Listening and reading 12/5/2014.

Spanish - Listening and reading 14/05/2014.

The exam board specification can be seen on:

<http://www.aqa.org.uk/subjects/french/gcse/french-4655>

<http://www.aqa.org.uk/subjects/spanish/gcse/spanish-4695>

Useful Websites:

Languagesonline (free)

Linguascope (username: redlang, password: tolgus)

French extra (username: redlang, password: tolgus)

Vocab express (students have individual login)

Activiscope (redruths, redruths)

Zut (ID: 1235, password: tolgus2)

Extra revision sessions:

Tuesdays after school 3pm to 4pm (French room 61 and Spanish room 60)

Wednesday lunch (Spanish room 60, French room 62)

The principal teachers for each language are:

French : Miss J Bonheme, Mrs A Hewitt, Mrs S Edwards

Spanish : Miss Watson, Mr Housset

Top Revision tips:

- If you are able to oversee revision sessions, that would help enormously.
- Little and often is far more successful than attempting to learn huge chunks of text at a time. Encourage your son/daughter to write out, by heart, what they've learnt so far and you could use their original piece of writing in order to check their progress.
- You need not be a linguist yourself in order to help! Encourage them to apply a variety of learning techniques that they will have experimented with in class.
- You could even ask them what their text means in English, to make sure they understand what they are learning.
- Another invaluable language learning tool is www.text-to-speech.imtranslator.net. Students often struggle with how to pronounce what they have written in class and this website will help them to develop good, accurate accents for their speaking assessments.
- Use post-it notes around the house to help promote languages between you and your child.
- Watch a film with sub-titles in your child's study language – using the sub-title facility.
- Ask your child to explain words in their foreign language and begin to use them during any opportunity for conversation.
- Help your child make word or phrase cards.
- Make 'past present and future' tense cards – this really promotes higher levels of learning and higher grades.

GEOGRAPHY

Exam board – AQA specification 'A' 9030.

Our textbook for the GCSE course is AQA Geography A GCSE by Judith Canavan, Alison Rae and Simon Ross. Published by Nelson Thornes.

ISBN: 978 1 4085 0271 6

Recommended revision guide – CGP Geography AQA A Specification

ISBN – 978 1 84762 378 2

· Topics studied

Paper 1 (37.5%of final grade.)	Paper 2 (37.5%of final grade.)
Restless Earth	Population Change
Water on the land	Changing Urban Settlement
Coastal Zone	Tourism
Exam Date – 13/05/14 (pm)	Exam Date – 22/05/14 (am)

A piece of controlled assessment has been completed which is 25% of the final grade.

The exam board specification can be seen on:

<http://www.aqa.org.uk/subjects/geography/gcse/geography-a-9030>

Useful Websites:

<http://www.aqa.org.uk/subjects/geography/gcse/geography-a-9030> for past papers and markschemes.

<http://www.bbc.co.uk/schools/gcsebitesize/> for revision notes, quizzes and video clips.

<http://revisionworld.co.uk/gcse-revision/geography> for notes, discussion rooms and quizzes.

<http://www.s-cool.co.uk/gcse/geography> - similar to bitesize.

Extra revision sessions:

Thursday 3pm – 4pm Room 10

Top Revision tips:

- If you are able to oversee revision sessions, that would help enormously.
- Little and often is far more successful than attempting to learn huge chunks at a time.
- Encourage your son/daughter to write out case studies or summarise them on mind maps using as much detail as possible.
- Ask your child to explain key words and use them during conversation about topics. Coastal zone, tourism, urban settlement and population particularly lend themselves well to this.
- Help your child make key word or phrase cards.
- Get your child to complete a past paper from the AQA website and then use the mark scheme together to go through it.
- Use a revision guide.

HISTORY

Your son or daughter is studying the GCSE History Schools History Project (SHP) course from Edexcel.

How is GCSE History assessed?

Students study four units of which three are exams:

- 1) Surgery 1845-1918 – source based paper
- 2) Germany 1918-1945 – knowledge based paper
- 3) Crime and Punishment 1350 – present - knowledge based paper
- 4) The impact of war on society 1914-1945 – Coursework/Controlled Assessment

Exam dates

Crime and Punishment 16th May 2014

Germany 1918-1945 23rd May 2014

Surgery 1845-1918 2nd June 2014

You can download the exact specification called 'Specification - GCSE 2012 linear including SPaG' at:

<http://www.edexcel.com/quals/gcse/gcse09/history/b/Pages/default.aspx>

You will find that you can also download past exam papers from this website.

Other Useful Websites:

<http://www.bbc.co.uk/schools/gcsebitesize/history/>

<http://www.historylearningsite.co.uk/>

<http://www.historyonthenet.com/>

<http://www.spartacus.schoolnet.co.uk/>

Extra revision sessions:

Every Thursday from 3pm - 4pm. This will be organised on a rota, but will be based in one of the History rooms – 1, 4 or 5.

The History teachers are:

Miss Lucy Johnson (Weds, Thurs and Fri)

Mr Chris Parfitt – full time

Mr Paul Annear – full time

Mr Tim Johnson – Head of History – full time

Some Revision tips:

- Buy a History revision guide. Only £2 through the school! A lot of Yr11 students have already ordered one of these, but some haven't.
- Start now. Easter is going to be too late.
- Get into good habits. Do you review your work when you get home or do you just switch on the telly/computer/phone/tablet?
- If you are able to oversee revision sessions, that would help enormously.
- Make sure the atmosphere is right for doing revision. Not too late and with music off or down to a minimum.
- Get them to organise their work first e.g. putting all their work into folder(s) in the right order.
- Little and often is far more successful than attempting to learn huge chunks at a time.
- Just reading through notes has been proven to be ineffective as a revision strategy.
- Concentrate on what is difficult.
- Don't bury your head in the sand and hope it will all go away.
- Draw up a revision timetable.
- Make sure there are tangible rewards for doing revision e.g. a little treat such as a cup of tea and a biscuit.
- Use post-it notes around the house to help remember key facts and dates.
- Watch a film that relates to the course e.g. *The Rise of Evil* (Hitler).
- Ask your child to teach you what they are learning/revising.
- Support them by testing them on knowledge e.g. 20 facts about Surgery/Germany/Crime and Punishment.
- Make spider-diagrams and mind-maps.
- Encourage them to use lots of colour.
- Create and use cue cards.
- There is no one correct way of revising, but you will find something that works for you.

MATHS

What Examination are they doing in Maths?

Students will either be doing Foundation Tier GCSE or Higher Tier GCSE Linear. Both Tiers have two papers one calculator and one non-calculator. Each paper lasts 1 hour and 45 minutes.

The Higher Tier papers cover GCSE grades from A*, A, B, C, and D. The Foundation Tier papers cover GCSE grades from C, D, E, F, and G.

Which examination board do you use?

We use Edexcel Examination board. It is called the Mathematics A specification.

The web address is <http://www.edexcel.com/quals/gcse/gcse10/maths/maths-a/Pages/default.aspx>

How do I know how well they are doing?

In the front of their exercise books there is a sticker with the students target grade. Inside the front cover, you will find a progress sheet that shows the last practice examination paper they did in class under examination conditions. With the grade they achieved and what topics they need to work on.

What is the best revision and is there anything I can them to revise?

In lessons and homework's we continually work on the areas the students have difficulty with, what we would like them to do it practice as much with the examination style of the tests papers.

To aid this we have put on the school web site under the maths department, Maths Revision GCSE, past papers and there answers as the examination board would mark.

The password is "parallel"

The web address is <http://redruth.cornwall.sch.uk/students/the-departments-and-faculties/1934-2/maths-gcse-revision/>

Do you do any major mock examinations?

We will be doing a full mock in the first week of December for Maths and English. Another one at the end of February for all if not most subjects.

When do you hold revision sessions?

Every Thursday from 3pm – 3.45pm starting Thursday 21st November 2013.

Who do I contact if I have concerns about Maths?

Sean Walker, Head of Maths swalker@redruth.cornwall.sch.uk

PE

Course and Specification – AQA GCSE Physical Education (Single Award) www.aqa.org.uk

Exam Topics (40% of the GCSE)

School Influences on Sport	Fitness
Individual Differences affecting performance	Training
Psychological Factors	Diet
Injury	Social Groupings
Aerobic/Anaerobic Performance	Media
Leisure and Recreation	Sponsorship
International Comps and Events	ICT in Sport

Practical Assessment (60%) of the GCSE)

4 Areas of Assessment from 2 different sports

In any of the following roles; Performer, Coach, Leader, Official

Useful Websites

www.aqa.org.uk

www.bbc.co.uk/bitesize/PE

www.teachpe.com

Resources

AQA Physical Education Textbook – Nelson Thorne
CGP GCSE PE Revision Guide

Key Dates

Mock Exam – December 2013

Mock Exam – February 2014

Practical Moderation - April 2014

Exam – May 2014

PHOTOGRAPHY



How is the GCSE in photography assessed?

The GCSE in Photography is made up of 2 units:

Coursework = 60% of Final Grade

Practical Exam = 40% of Final Grade

Each unit is assessed within four assessment objectives

AO1 – Developing ideas, taking images, looking at the work of photographers and Artists

AO2 – Experimenting with ideas when taking images. Exploring ideas in Photoshop or a similar software programme

AO3 – Recording ideas for a final idea

AO4 – Creating a final presentation of work.

At Redruth school we run the GCSE course in Photography offered by the AQA Exam Board

www.AQA.org.uk

When is the Exam?

The Exam unit starts in January of year 11 and is completed with a 10 hour practical exam (normally spread over two days) during which time students complete a final presentation of their work and if they wish a creative outcome in medium of their choice.

In January Students will receive an exam paper that contains 7 possible starting points for their exam unit.

Extra support sessions

Students are invited to attend the KS4 photography after school club on Wednesdays 3pm – 4pm. Students can also work in the Art rooms and ICT suite at Lunchtimes and most evenings after school until 4pm.

Photography Staff

Mrs L Spencer – Head of Visual Arts

lspencer@redruth.cornwall.sch.uk

Miss K Banks

kbanks@redruth.cornwall.sch.uk

Mrs T Mackellar

tmackellar@redruth.cornwall.sch.uk

The Photography teachers can be contacted via their school E mail address and via the school phone number.

Useful Websites

www.bbc.co.uk/bitesize/gcse/art

www.lightboxresource.co.uk

www.gcsephotography.co.uk

www.studentartguide.com

www.googleartproject.com

www.lensculture.com

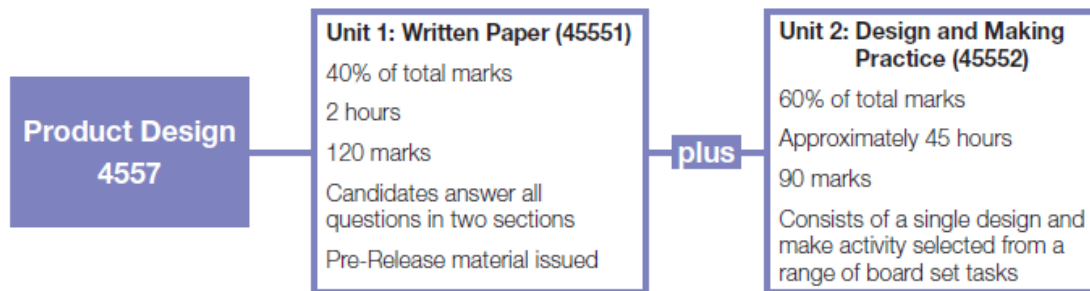
Top Tips for a successful exam unit

- Students will be set regular homework, please encourage your child to complete this work by the set deadline. The homework is often research work in preparation for the next practical session in the classroom or will be an extension of work completed at school.
- Encourage your child to look at a wide variety of Photographers, Artists, and Designers to inspire their work.
- Visits to local galleries such as the Tate St Ives, the Exchange and Newlyn Galleries in Penzance, The Falmouth Art Gallery and the Royal Cornwall Museum in Truro.
- Encourage them to carry their Camera/ phone at all times.
- Ask them to create a diary/checklist of all the tasks that need to be completed and when.
- Encourage them to communicate with their teachers about their ideas and any concerns they have.
- The school will supply most of the materials and resources, but your child may want to use other materials. The Best places to purchase these are Jims Cash and Carry (Redruth) The Range (Truro) and Trago Mills (Falmouth / Liskeard).



PRODUCT DESIGN

The GCSE is assessed in two parts:



The full exam board specification can be seen on:

<http://filestore.aqa.org.uk/subjects/AQA-4555-W-SP-10.PDF> as a downloadable pdf,

Or

<http://www.aqa.org.uk/subjects/design-and-technology/gcse/design-and-technology-product-design-4555/subject-content> as online content.

Useful Websites:

<http://redruthproductdesign.wordpress.com/> This is my coursework guide website with examples and success criteria.

<http://www.technologystudent.com/> This is a revision site which includes lots of Product Design theory and preparation for various past exam papers.

Extra revision sessions:

Coursework workshop sessions available Wednesdays after school in room 20.

Key dates:

Coursework final hand in date Thursday 27th March 2014
Written 2 hour exam Friday 13th June 2014



The Product Design teachers for this year 11 are:

Mr Farr
Mr Greet

Top Revision tips:

- If you are able to oversee revision sessions, that would help enormously.
- Make sure revision is done little and often.
- Watch design, technology, manufacturing and engineering programs to get a general background knowledge (useful for exam questions). e.g. “How things work”, “Scrapheap Challenge”, “The Gadget Show”, “How to build...”, “Extreme Engineering”, “Grand Designs”, etc.
- Talk with your child why a particular material has been used in a particular place.
- Talk about how a product has been made.
- When out shopping talk about why the same item may be designed differently.
- Talk about how products may be designed and made differently for different markets or groups of people.
- Make use of the online exam papers and mark schemes. <http://www.aqa.org.uk/exams-administration/exams-guidance/find-past-papers-and-mark-schemes>.
- Use online revision websites like BBC bitesize. (you may need to do the Resistant Materials questions).
- Produce a set of revision cards with key facts on. Use them to help recall of facts.

The textbook and workbook we use in class:



If you need any further help, please contact me, Mr Farr on rfarr@redruth.cornwall.sch.uk

RELIGIOUS STUDIES

The Religious Studies examinations are on;

- Religion and Life (marriage and the family, matters of life and death, social harmony, belief in God) Monday 12th May.
- Religion and Society (war and peace, environment and medical ethics, rights and responsibilities, crime and punishment) Thursday 15th May.

Both examinations will be 90 minutes long. There will be a choice of 8 questions (two for each section) students must pick and answer 4 questions (1 from each section).

For each section the students need to make sure they focus on the religious teachings and how those teachings make people act/think – being specific about the religion. The religions that we focus on are **Christianity and Islam.**

A large part of the examination is based around the student's ability to explain their own opinion – so discussing with your child will be of great benefit to them for the exam. Students must make sure that they know their key words for the examination and feel confident in the use of them.

We would suggest that students use the following revision guide;

Revise Edexcel Religious studies GCSE by Pearson ISBN number

This is an excellent revision guide which has all of the material broken down into small bitesize chunks and has a section of bullet pointed notes to aid students.

There are also past questions (with the answers, so they can mark them themselves).

Practising the examination technique, especially explaining their opinions, practice really does make perfect in this exam, so it is vital that students are completing their homework. We also have a wealth of past papers which students are welcome to access and try if they wish.

We will be holding revision sessions for all students on **Thursday after school from 3pm – 4pm**, it would be great to see as many students as possible there – if your child would like to come to revision but has another humanities subject to attend on a Thursday please contact their class teacher who will arrange an alternative provision for them.

If you would like any further assistance please do not hesitate to contact your child's teacher.

Miss Wilson – swilson@redruth.cornwall.sch.uk

Miss Knight – ckinght@redruth.cornwall.sch.uk

Mr Parfitt – cparfitt@redruth.cornwall.sch.uk

SCIENCE

Our GCSE courses are run by AQA.

How are GCSE sciences assessed?

Extension Science -	3 GCSE's Each GCSE comprises of 3 written exams and 1 practical exam worth 25% each. All written exams will be completed in May / June 2014 Practical exams are being completed now during lessons.
Additional Science -	2 GCSE's Each GCSE comprises of 3 written exams and 1 practical exam worth 25% each. Students have completed their first GCSE but may be re-sitting this to improve their grade. All written exams will be completed in May / June 2014 Practical exams are being completed now during lessons.
Additional Applied Science -	2 GCSE's The first GCSE comprises of 3 written papers and 1 practical exam. Students have already completed this GCSE but may be re-sitting to improve their grade. The second GCSE comprises of 60% controlled assessment, which is being completed in lessons now, and one written exam. All written exams will be completed in May / June 2014.

Useful Websites:

School website – revision checklists and past paper questions

Kerboodle – online text book and revision activities

BBC Bitesize KS4 Science – revision activities and tests (it is important that students are selecting the correct course.

AQA – Past papers and mark schemes

My GCSE Science

S-Cool

Tutorial sessions:

In January there will be tutorial sessions running for students to come and ask questions based on their own private revision.

Mock Exams :

There will be mock exams for all GCSE science classes in the week beginning 24th February 2014. This is a very important exam as it will be used to make final group changes before the preparation for the final Summer exams. Students should ensure that revision starts early and that they cover all topics equally in their revision.

What revision should consist of:

Good revision is about actually doing something with your notes. I have suggested trying a mind map but you could write condensed notes, make a poster or make flashcards.

Don't try and do too much at once. Complete some quality work and then have a break.

Remember you must test yourself to check that you have remembered and understood.

To carefully revise, try following this plan:

1. Get your notes and your revision guide out in front of you.
2. Read through the topic area
3. Complete a mind map of all the major points on this area
 - a. Use colour
 - b. Highlight key words
 - c. Look up anything you are not sure of
 - d. Read everything twice
4. From your mind map complete 6 – 12 flash cards of key words and important examples
5. Get someone to test you
6. Keep using the flashcards over and over again
7. Try the practice questions
8. Look up any areas you were unclear on.
9. Make a list of any questions you want to ask your teacher first lesson back.
10. Bring all your revision to school as you will be using it in lessons.

How can you help us and your child:

- Does your child have somewhere quiet to revise with limited distractions?
- Does your child have all the resources they need to revise?
- Do you ask if they have any homework or revision?
- Do you check that they are completing good quality revision and homework?
- Do you know the exam dates and when they are doing controlled assessments?

Areas that we know need improving:

After careful exam analysis the following areas need to be improved on by our students:

- Long answer questions especially QWC (Quality Of Written Communication)
- Calculation / Using Formula
- Data Analysis
- Applying knowledge in a different context.

EXTERNAL GCSE EXAMINATIONS SUMMER 2014

Awarding Body	Title	Exam Code	Duration	Date	Start Time
Edexcel	Religious Studies Unit 1: Rel. And Life Based On A Study Of Christ. And At Least One Other Rel.	5RS01	1h 30m	12 May 2014	Monday am
AQA	French Unit 1 Listening	46551H	45m	12 May 2014	Monday pm
AQA	French Unit 2 Reading - paper based	46552F	30m	12 May 2014	Monday pm
AQA	French Unit 1 Listening	46551F	35m	12 May 2014	Monday pm
AQA	French Unit 2 Reading - paper based	46552H	50m	12 May 2014	Monday pm
AQA	Biology Unit 2	BL2FP	1h	13 May 2014	Tuesday am
AQA	Biology Unit 2	BL2HP	1h	13 May 2014	Tuesday am
AQA	Biology Unit 3	BL3HP	1h	13 May 2014	Tuesday am
AQA	Biology Unit 3	BL3FP	1h	13 May 2014	Tuesday am
AQA	Geography A Unit 1	90301F	1h 30m	13 May 2014	Tuesday pm
AQA	Geography A Unit 1	90301H	1h 30m	13 May 2014	Tuesday pm
OCR	ICT	R001	1h	14 May 2014	Wednesday am
AQA	Spanish Unit 1 Listening	46951H	45m	14 May 2014	Wednesday pm
AQA	Spanish Unit 2 Reading - paper based	46952F	30m	14 May 2014	Wednesday pm
AQA	Spanish Unit 1 Listening	46951F	35m	14 May 2014	Wednesday pm
AQA	Spanish Unit 2 Reading - paper based	46952H	50m	14 May 2014	Wednesday pm
AQA	Chemistry Unit 2	CH2HP	1h	15 May 2014	Thursday am
AQA	Additional Applied Science Unit 1	AAS1HP	1h	15 May 2014	Thursday am
AQA	Chemistry Unit 2	CH2FP	1h	15 May 2014	Thursday am
AQA	Chemistry Unit 3	CH3FP	1h	15 May 2014	Thursday am
AQA	Additional Applied Science Unit 1	AAS1FP	1h	15 May 2014	Thursday am
AQA	Chemistry Unit 3	CH3HP	1h	15 May 2014	Thursday am
Edexcel	Rel.Studies Unit 8: Rel. And Soc. Based On A St. Of Christ. And At Least One Other Rel.	5RS08	1h 30m	15 May 2014	Thursday pm
Edexcel	History B Unit 1A: Crime and Punishment	5HB01	1h 15m	16 May 2014	Friday am
AQA	Physical Education (Short Course) Unit 1	48901	45m	16 May 2014	Friday pm
AQA	Physics Unit 3	PH3HP	1h	19 May 2014	Monday pm
AQA	Physics Unit 3	PH3FP	1h	19 May 2014	Monday pm
AQA	Physics Unit 2	PH2FP	1h	19 May 2014	Monday pm
AQA	Physics Unit 2	PH2HP	1h	19 May 2014	Monday pm
WJEC	English Literature Unit 1 Higher	420102	2h	20 May 2014	Tuesday am
WJEC	English Literature Unit 1 Foundation	420101	2h	20 May 2014	Tuesday am
AQA	Geography A Unit 2	90302F	1h 30m	22 May 2014	Thursday am
AQA	Geography A Unit 2	90302H	1h 30m	22 May 2014	Thursday am
WJEC	English Literature Unit 2b Higher	420204	2h	22 May 2014	Thursday pm
WJEC	English Literature Unit 2a Higher	420202	2h	22 May 2014	Thursday pm
WJEC	English Literature Unit 2b Foundation	420203	2h	22 May 2014	Thursday pm
WJEC	English Literature Unit 2a Foundation	420201	2h	22 May 2014	Thursday pm
Edexcel	History B Unit 2C: Life In Germany C.1919 - C.1945	5HB02	1h 15m	23 May 2014	Friday am
WJEC	D&T:Food Technology Unit 1	409101	2h	23 May 2014	Friday pm
WJEC	D&T:Graphics Unit 1	410101	2h	23 May 2014	Friday pm
AQA	Engineering Unit 1	48501	1h	23 May 2014	Friday pm
Edexcel	Music Unit 3: Listening And Appraising	5MU03	1h 30m	2 June 2014	Monday am
Edexcel	History B Unit 3A: The transformation of surgery c1845-1918	5HB03	1h 15m	2 June 2014	Monday pm
WJEC	English Language Unit 1 Reading Higher (Centres in England only)	417102	1h	3 June 2014	Tuesday am
WJEC	English Language Unit 1 Reading Foundation (Centres in England only)	417101	1h	3 June 2014	Tuesday am
WJEC	English Language Unit 2 Writing Higher (Centres in England only)	417202	1h	3 June 2014	Tuesday am
WJEC	English Language Unit 2 Writing Foundation (Centres in England only)	417201	1h	3 June 2014	Tuesday am
WJEC	Hospitality & Catering Unit 2	473201	1h 15m	4 June 2014	Wednesday am
AQA	Dance Unit 1	42301	1h	4 June 2014	Wednesday pm
AQA	Biology Unit 1 - paper based	BL1HP	1h	6 June 2014	Friday pm
AQA	Biology Unit 1 - paper based	BL1FP	1h	6 June 2014	Friday pm
Edexcel	Mathematics 1 : Foundation Paper	1MA0 1F	1h 45m	9 June 2014	Monday am
Edexcel	Mathematics 1 : Higher Paper	1MA0 1H	1h 45m	9 June 2014	Monday am
AQA	Chemistry Unit 1 - paper based	CH1FP	1h	10 June 2014	Tuesday pm
AQA	Chemistry Unit 1 - paper based	CH1HP	1h	10 June 2014	Tuesday pm
AQA	Media Studies Unit 1	48101	1h 30m	11 June 2014	Wednesday am
WJEC	Hospitality & Catering Unit 4	474201	1h 15m	11 June 2014	Wednesday am
AQA	Physics Unit 1 - paper based	PH1FP	1h	12 June 2014	Thursday am
AQA	Physics Unit 1 - paper based	PH1HP	1h	12 June 2014	Thursday am
OCR	Computing:Computer systems and programming:Written Paper	A451/01	1h 30m	12 June 2014	Thursday pm
Edexcel	Mathematics 2 : Foundation Paper	1MA0 2F	1h 45m	13 June 2014	Friday am
Edexcel	Mathematics 2 : Higher Paper	1MA0 2H	1h 45m	13 June 2014	Friday am
AQA	Design and Technology : Product Design Unit 1	45551	2h	13 June 2014	Friday pm
Edexcel	Health And Social Care Unit 1: Understanding Personal Development and Relationships	5HS01	1h 15m	17 June 2014	Tuesday pm
AQA	Business and Communication Systems Unit 8	413008	1h	18 June 2014	Wednesday pm